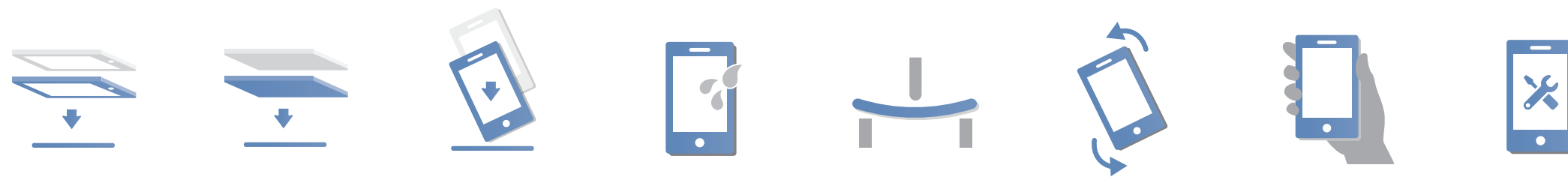




SAMSUNG GALAXY® S8 BREAKABILITY



Breakability Factors

Face Down Drop

Back Down Drop

Side Drop

Water Test

Bendability Test

Tumble Test


Materials

Repairability

Breakability Score


	Face Down Drop	Back Down Drop	Side Drop	Water Test	Bendability Test	Tumble Test	Materials	Repairability	Breakability Score
Samsung Galaxy S8	70	70	75	30	60	90	55	60	76 MEDIUM-HIGH RISK
Samsung Galaxy S8+	80	70	60	30	70	60	85	65	77 MEDIUM-HIGH RISK

HOW WE CALCULATE THE SQUARETRADE BREAKABILITY SCORE™




10

Low Risk



50

Medium Risk



100

High Risk

The SquareTrade Breakability Score compares the breakability of today's top devices. Each device is reviewed and scored based on a number of factors, including physical characteristics, the results of SquareTrade's drop, dunk, bend and tumble tests, and repairability. The higher a device scores, the higher the risk of it breaking due to an accident.